





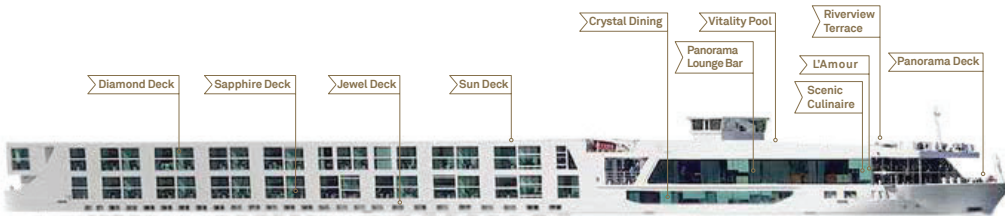
SCENIC SPACE-SHIPS

- 1 Diamond Deck**
Featuring the pinnacle of our luxuriously appointed Royal, Junior and Balcony Suites, the Diamond Deck also hosts Portobellos Restaurant and the River Café.
- 2 Sapphire Deck**
As well as our Deluxe Balcony Suites, Junior Suites and Balcony Suites, the Sapphire Deck is home to fine dining at Table La Rive and Crystal Dining.
- 3 Jewel Deck**
A small selection of Standard Suites and the Wellness and Fitness Center are located on the Jewel Deck.
- 4 Balcony Suites**
Balcony Suites with Scenic sun lounges. Watch the world glide by from your private Scenic sun lounge.
- 5 Standard Suites**
Standard suites are located on the Jewel Deck with picture windows.
- 6 Wellness Area**
Unwind or stay fit in the wellness area with massages[^], modern gym and the exclusive Salt Therapy Lounge (on select Space-Ships).
- 7 Sun Deck & Riverview Terrace**
The Sun Deck and Riverview Terrace are the perfect spots for 360° views, exercise on the walking track or a relaxing soak in the Vitality Pool (selected ships).
- 8 Panorama Lounge & Bar**
Take a seat in the heart of the ship and enjoy a drink with friends old and new. Choose from fine regional wines and beers, spirits, cocktails, mocktails and specialty teas and coffee.
- 9 Crystal Dining**
Our spacious main dining room serves breakfast, lunch and dinner with open seating.
- 10 Portobellos L'Amour**
For just 32 guests each evening. At least once during your cruise, you will receive an invite to dine at Portobellos/L'Amour. The five-course menu features regional specialties paired with local wines.
- 11 Panorama Deck**
Take in the views from the bow of the ship on the Panorama Deck. This is also a great spot to get an up-close view when passing through a ship lock.

Scenic Diamond is used as an example. Please note not all ships are equipped with all amenities or follow the same deck plan. This layout is a general indication only and may vary in some locations. In the event of a deviation some services and inclusions may not be provided in line with these depictions.
[^]At additional cost.

Scenic Sapphire & Diamond | Rhône and Saône Rivers

Refurbished 2017 | Built 2008/2009 | Length 443 ft. (135 m.) | Guests 147 | Suites 74 | Crew 57 | Gross Tonnage 2,721




Deck Plan

- ① Riverview Terrace
- ② Vitality Pool
- ③ Wheelhouse
- ④ Walking Track
- ⑤ Sun Deck
- ⑥ Panorama Deck
- ⑦ L'Amour Restaurant
- ⑧ River Café
- ⑨ Panorama Lounge & Bar
- ⑩ Gift Shop
- ⑪ Reception
- ⑫ Elevator
- ⑬ Table La Rive
- ⑭ Galley
- ⑮ Scenic Culinnaire
- ⑯ Crystal Dining
- ⑰ Fitness Center
- ⑱ Salt Therapy Lounge
- ⑲ Wellness Area


Sun Deck




Diamond Deck



Sapphire Deck

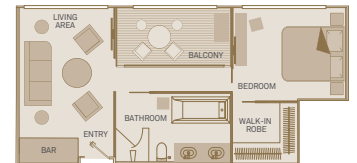


Jewel Deck



Standard Suite
160 sq. ft./15 sq. m.

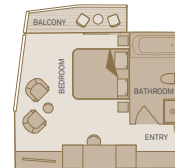
E



Royal Owner's Suite
510 sq. ft./47 sq. m.

One bedroom suite including Scenic sun lounge

RO



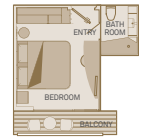
Royal Panorama Suite
269 sq. ft./25 sq. m.
Including Scenic sun lounge

RS



Junior Balcony Suite
250 sq. ft./23 sq. m.
Including Scenic sun lounge

RJ BJ



Balcony Suite
205 sq. ft./19 sq. m.
Including Scenic sun lounge

A P C B

Suite Categories

| CAT | Diamond Deck | Qty | Size | CAT | Sapphire Deck | Qty | Size | CAT | Jewel Deck | Qty | Size |
|-----|----------------------|-----|------------------------|-----|----------------------|-----|-------------------------|-----|----------------|-----|------------------------|
| RS | Royal Panorama Suite | 2 | 269 sq.ft. / 25 sq. m. | C | Balcony Suite | 17 | 205 sq. ft. / 19 sq. m. | E | Standard Suite | 6 | 160 sq.ft. / 15 sq. m. |
| A | Balcony Suite | 18 | 205 sq.ft. / 19 sq. m. | BS | Single Balcony Suite | 1 | 150 sq. ft. / 14 sq. m. | | | | |
| RA | Royal Balcony Suite | 2 | 205 sq.ft. / 19 sq. m. | B | Balcony Suite | 14 | 205 sq. ft. / 19 sq. m. | | | | |
| RO | Royal Owner's Suite | 2 | 510 sq.ft. / 47 sq. m. | BJ | Junior Balcony Suite | 2 | 250 sq.ft. / 23 sq. m. | | | | |
| P | Balcony Suite | 8 | 205 sq.ft. / 19 sq. m. | | | | | | | | |
| RJ | Junior Balcony Suite | 2 | 250 sq.ft. / 23 sq. m. | | | | | | | | |

Images shown are a representation and actual deck plan and suite layout may vary. For additional information, please visit scenicusa.com.