

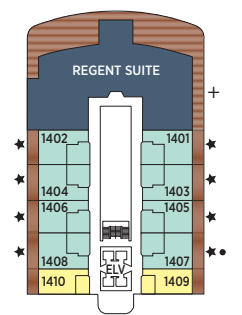
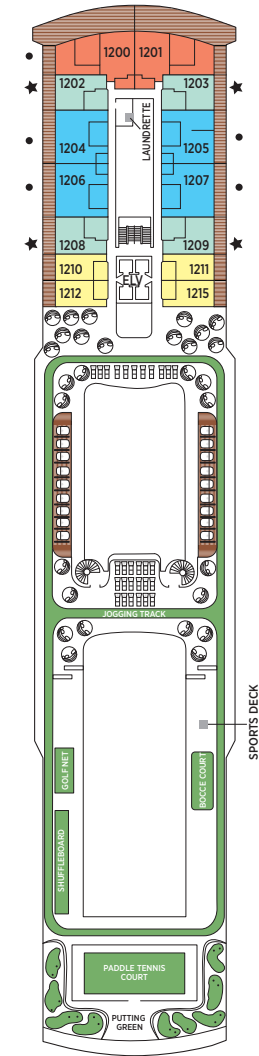
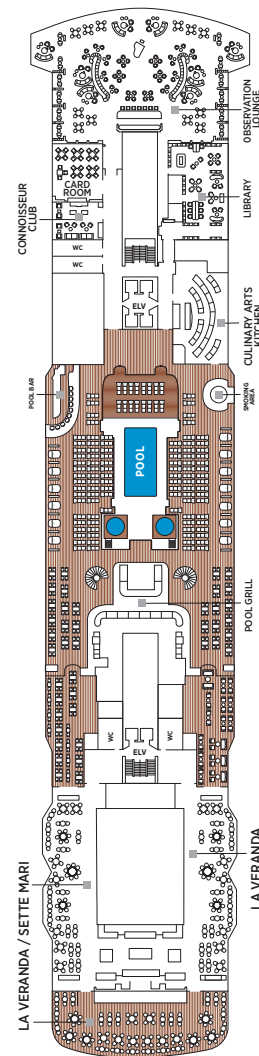
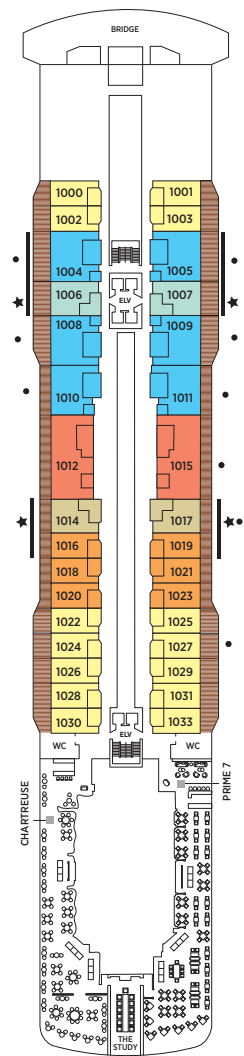
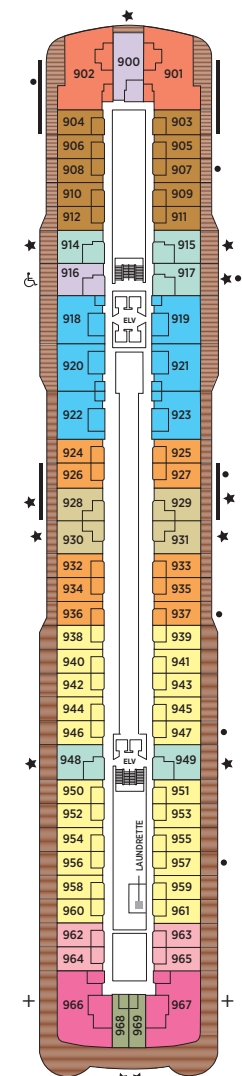
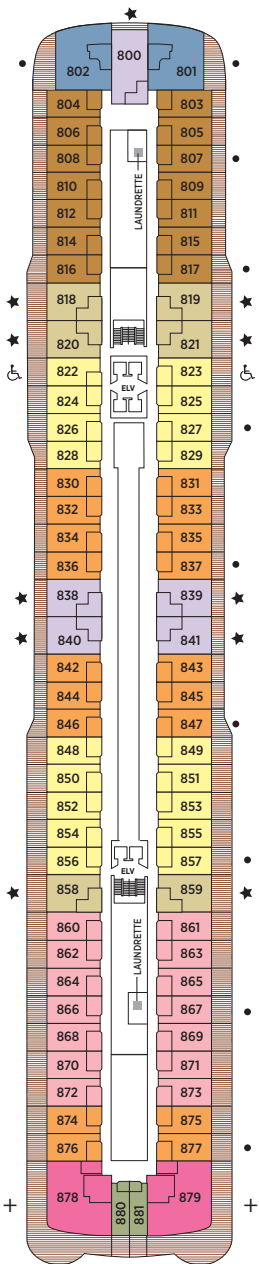
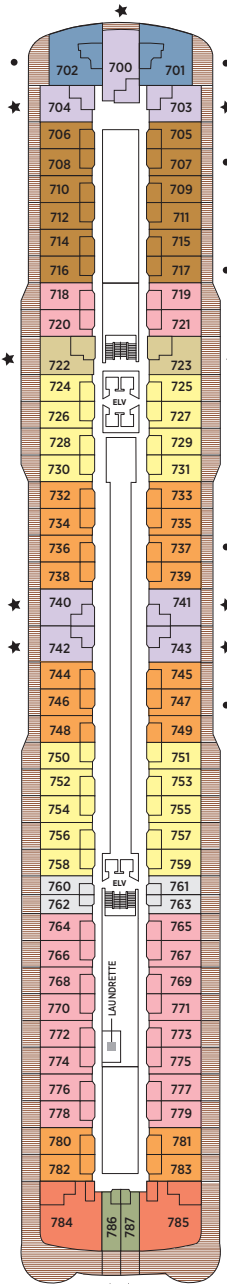
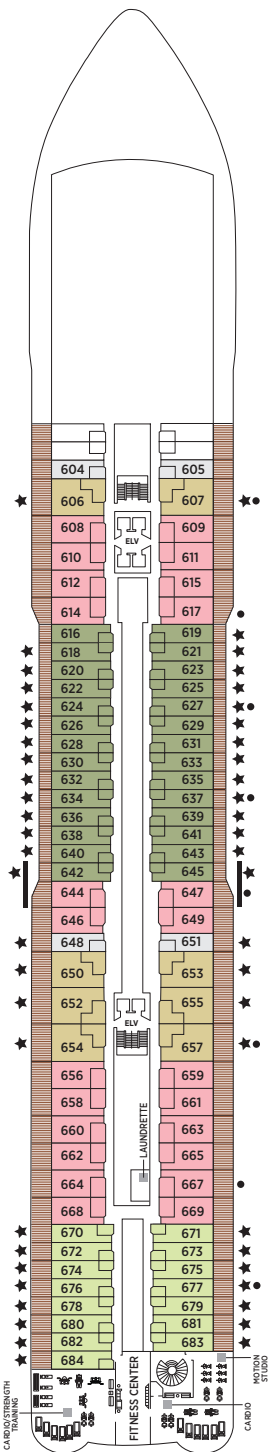
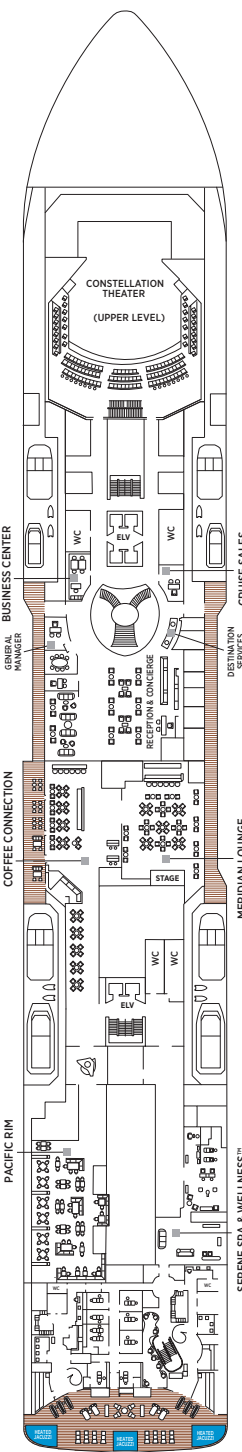
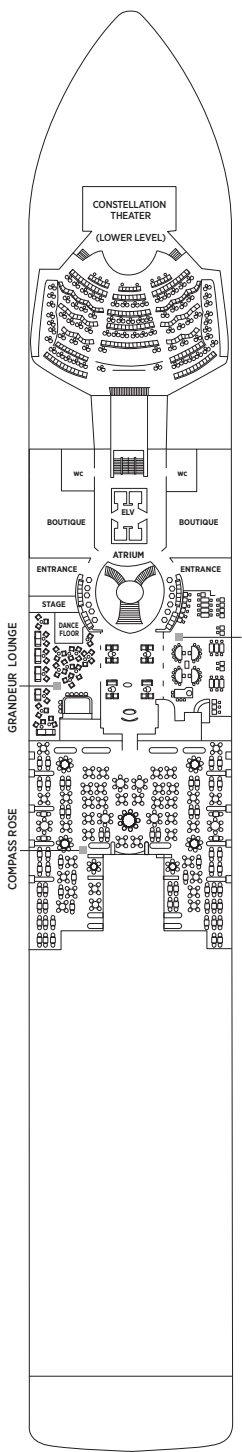
Seven Seas Grandeur™ DECK PLANS

- ★ Bathroom features a glass-enclosed shower instead of bathtub in category A, B, C, G1, G2 and H
- ♿ Wheelchair accessible suites 822, 823 and 916 have shower stall instead of bathtub
- + 2-bedroom suite accommodates up to 6 guests (Up to one rollaway bed can be added to most suites, please inquire at time of booking)
- Connecting suites
- Convertible sofa bed

- RS REGENT SUITE
- MS MASTER SUITE
- GS GRAND SUITE
- GN GRANDEUR SUITE
- SS SEVEN SEAS SUITE
- A PENTHOUSE SUITE
- B PENTHOUSE SUITE
- C PENTHOUSE SUITE
- D CONCIERGE SUITE
- E CONCIERGE SUITE
- F1 SUPERIOR SUITE
- F2 SUPERIOR SUITE
- G1 DELUXE VERANDA SUITE
- G2 DELUXE VERANDA SUITE
- H VERANDA SUITE



OVERALL LENGTH... 735 ft.
 BEAM (WIDTH)... 102 ft.
 DRAFT... 23 ft.
 SUITES... 373
 GUESTS... 746
 CREW... 567 International
 GUEST DECKS... 10
 GROSS TONNAGE... 55,500
 CRUISING SPEED... 19.5 Knots
 SHIP'S REGISTRY... Marshall Islands



DECK 4

DECK 5

DECK 6

DECK 7

DECK 8

DECK 9

DECK 10

DECK 11

DECK 12

DECK 14

BOUTIQUE
 THE CASINO
 COMPASS ROSE
 CONSTELLATION THEATER (LOWER)
 GRANDEUR LOUNGE

BUSINESS CENTER
 COFFEE CONNECTION
 CONSTELLATION THEATER (UPPER)
 CRUISE SALES
 DESTINATION SERVICES
 MERIDIAN LOUNGE
 PACIFIC RIM
 RECEPTION & CONCIERGE
 SERENE SPA & WELLNESS™

FITNESS CENTER

CHARTREUSE
 PRIME 7
 THE STUDY

CARD ROOM
 CONNOISSEUR CLUB
 CULINARY ARTS KITCHEN
 LA VERANDA
 LIBRARY
 OBSERVATION LOUNGE
 POOL DECK
 POOL GRILL / POOL BAR
 SETTE MARI

BOCCO COURT
 GOLF NET
 JOGGING TRACK
 PADDLE TENNIS COURT
 PUTTING GREEN
 SHUFFLEBOARD
 SPORTS DECK

REGENT SUITE

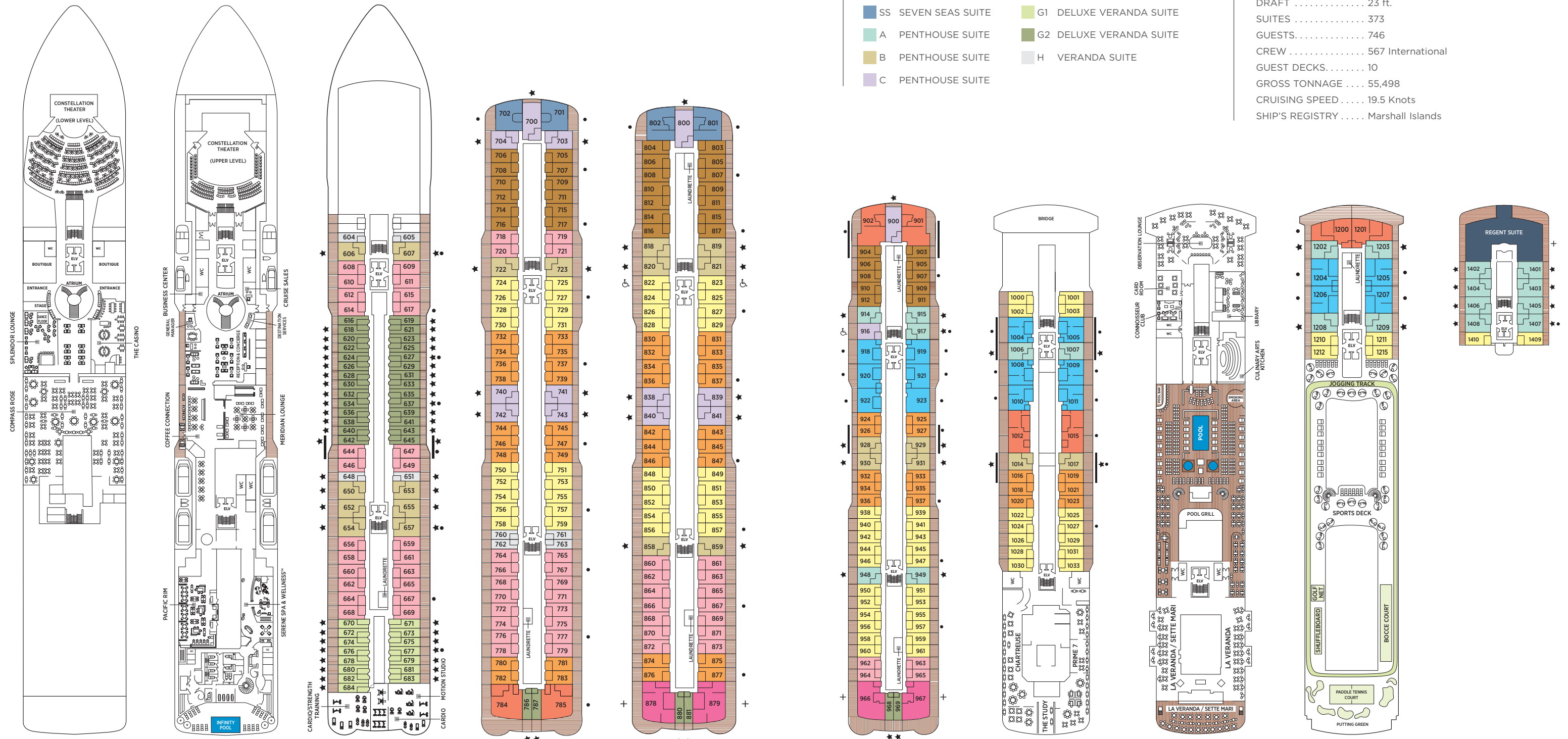
Seven Seas Splendor® DECK PLANS

- ★ Bathroom features a glass-enclosed shower instead of bathtub in category A, B, C, G1, G2 and H
- ♿ Wheelchair accessible suites 822, 823 and 916 have shower stall instead of bathtub
- + 2-bedroom suite accommodates up to 6 guests (Up to one rollaway bed can be added to most suites, please inquire at time of booking)
- Connecting suites
- Convertible sofa bed

- RS REGENT SUITE
- MS MASTER SUITE
- GS GRAND SUITE
- SP SPLENDOR SUITE
- SS SEVEN SEAS SUITE
- A PENTHOUSE SUITE
- B PENTHOUSE SUITE
- C PENTHOUSE SUITE
- D CONCIERGE SUITE
- E CONCIERGE SUITE
- F1 SUPERIOR SUITE
- F2 SUPERIOR SUITE
- G1 DELUXE VERANDA SUITE
- G2 DELUXE VERANDA SUITE
- H VERANDA SUITE



OVERALL LENGTH 735 ft.
 BEAM (WIDTH) 102 ft.
 DRAFT 23 ft.
 SUITES 373
 GUESTS 746
 CREW 567 International
 GUEST DECKS 10
 GROSS TONNAGE 55,498
 CRUISING SPEED 19.5 Knots
 SHIP'S REGISTRY Marshall Islands



DECK 4
 BOUTIQUE
 THE CASINO
 COMPASS ROSE
 CONSTELLATION THEATER (LOWER)
 SPLENDOR LOUNGE

DECK 5
 BUSINESS CENTER
 COFFEE CONNECTION
 CONSTELLATION THEATER (UPPER)
 CRUISE SALES
 DESTINATION SERVICES
 PACIFIC RIM
 MERIDIAN LOUNGE
 RECEPTION & CONCIERGE
 SERENE SPA & WELLNESS™

DECK 6
 FITNESS CENTER

DECK 7

DECK 8

DECK 9

DECK 10
 CHARTREUSE
 PRIME 7
 THE STUDY

DECK 11
 CARD ROOM
 CONNOISSEUR CLUB
 CULINARY ARTS KITCHEN
 LA VERANDA
 LIBRARY
 OBSERVATION LOUNGE
 POOL DECK
 POOL GRILL / POOL BAR
 SETTE MARI

DECK 12
 BOCCIE COURT
 GOLF NET
 JOGGING TRACK
 PADDLE TENNIS COURT
 PUTTING GREEN
 SHUFFLEBOARD
 SPORTS DECK

DECK 14
 REGENT SUITE

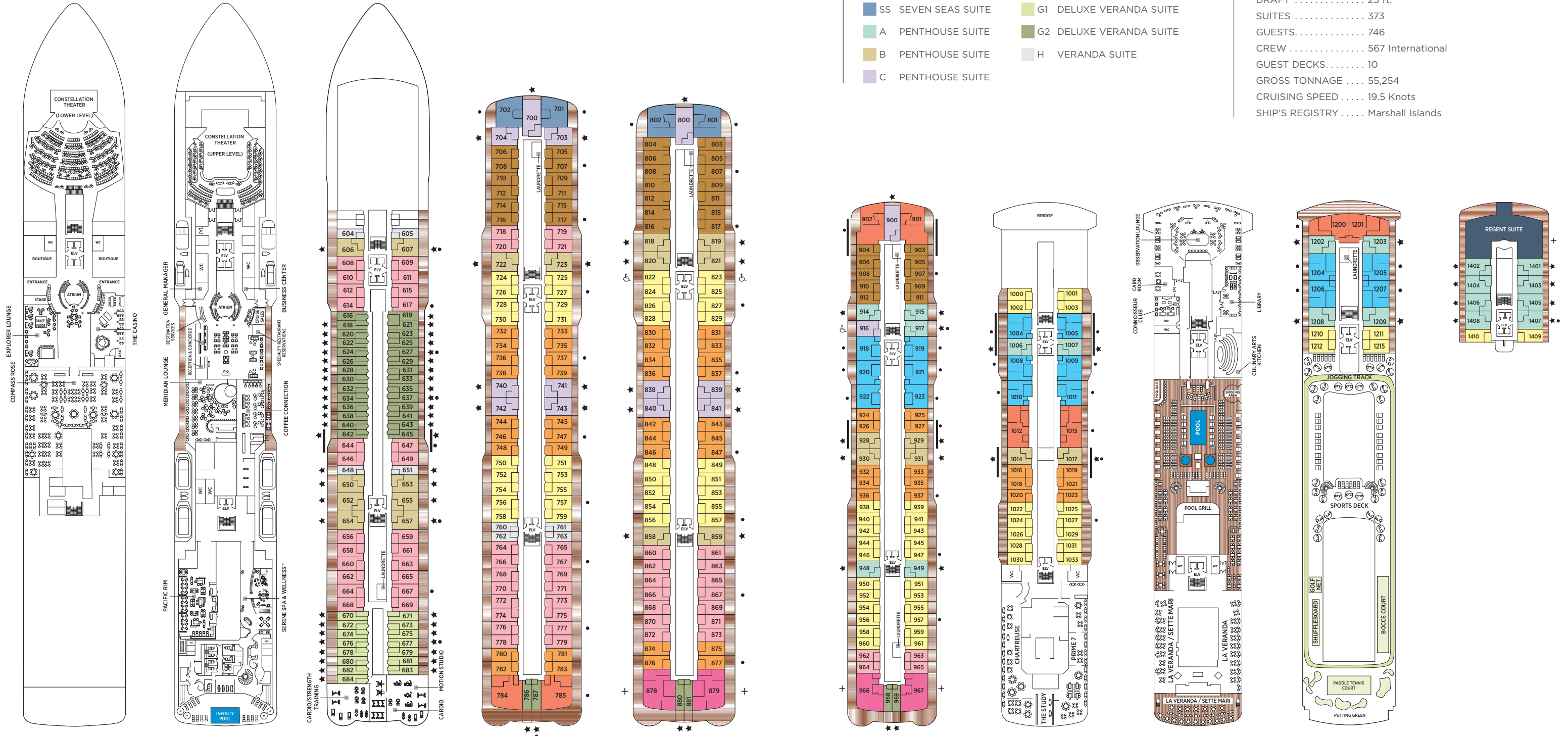
Seven Seas Explorer® DECK PLANS

- ★ Bathroom features a glass-enclosed shower instead of bathtub in category A, B, C, G1, G2 and H
- ♿ Wheelchair accessible suites 822, 823 and 916 have shower stall instead of bathtub
- + 2-bedroom suite accommodates up to 6 guests (Up to one rollaway bed can be added to most suites, please inquire at time of booking)
- Connecting suites
- Convertible sofa bed

- RS REGENT SUITE
- MS MASTER SUITE
- GS GRAND SUITE
- ES EXPLORER SUITE
- SS SEVEN SEAS SUITE
- A PENTHOUSE SUITE
- B PENTHOUSE SUITE
- C PENTHOUSE SUITE
- D CONCIERGE SUITE
- E CONCIERGE SUITE
- F1 SUPERIOR SUITE
- F2 SUPERIOR SUITE
- G1 DELUXE VERANDA SUITE
- G2 DELUXE VERANDA SUITE
- H VERANDA SUITE



OVERALL LENGTH... 735 ft.
 BEAM (WIDTH)... 102 ft.
 DRAFT... 23 ft.
 SUITES... 373
 GUESTS... 746
 CREW... 567 International
 GUEST DECKS... 10
 GROSS TONNAGE... 55,254
 CRUISING SPEED... 19.5 Knots
 SHIP'S REGISTRY... Marshall Islands




<p>DECK 4</p> <p>BOUTIQUE THE CASINO COMPASS ROSE CONSTELLATION THEATER (LOWER) EXPLORER LOUNGE</p>	<p>DECK 5</p> <p>BUSINESS CENTER COFFEE CONNECTION CONSTELLATION THEATER (UPPER) CRUISE SALES DESTINATION SERVICES MERIDIAN LOUNGE PACIFIC RIM RECEPTION & CONCIERGE SERENE SPA & WELLNESS™</p>	<p>DECK 6</p> <p>FITNESS CENTER</p>	<p>DECK 7</p>	<p>DECK 8</p>	<p>DECK 9</p> <p>CHARTREUSE PRIME 7 THE STUDY</p>	<p>DECK 10</p>	<p>DECK 11</p> <p>CARD ROOM CONNOISSEUR CLUB CULINARY ARTS KITCHEN LA VERANDA LIBRARY OBSERVATION LOUNGE POOL DECK POOL GRILL / POOL BAR SETTE MARI</p>	<p>DECK 12</p> <p>BOCCE COURT GOLF NET JOGGING TRACK PADDLER TENNIS COURT PUTTING GREEN SHUFFLEBOARD SPORTS DECK</p>	<p>DECK 14</p> <p>REGENT SUITE</p>
--	--	--	----------------------	----------------------	--	-----------------------	--	---	---

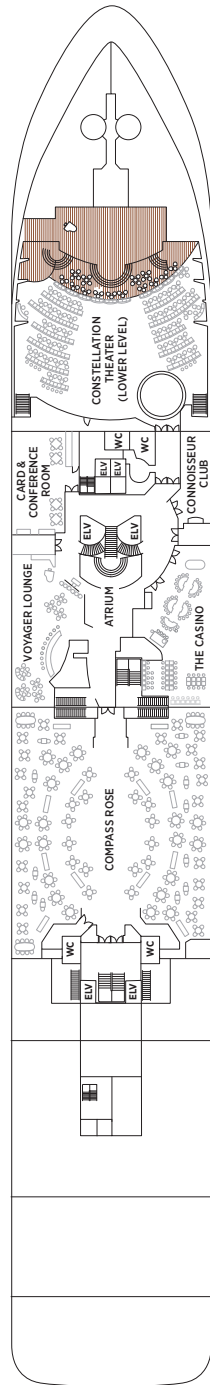
Seven Seas Voyager® DECK PLANS

- + 2-bedroom suite accommodates up to 6 guests (Up to one rollaway bed can be added to most suites, please inquire at time booking)
- ♿ Wheelchair accessible suites 761, 762, 859 and 860 have shower stall instead of bathtub
- Connecting suites
- Convertible sofa bed

- MS MASTER SUITE
- GS GRAND SUITE
- VS VOYAGER SUITE
- SS SEVEN SEAS SUITE
- A PENTHOUSE SUITE
- B PENTHOUSE SUITE
- C PENTHOUSE SUITE
- D CONCIERGE SUITE
- E CONCIERGE SUITE
- F SUPERIOR SUITE
- G DELUXE VERANDA SUITE
- H DELUXE VERANDA SUITE

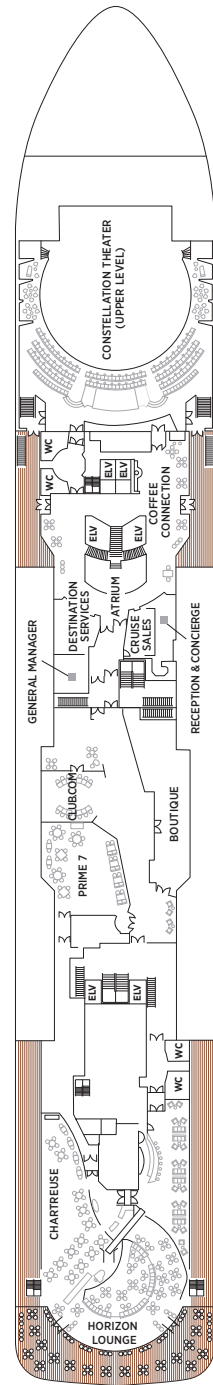


OVERALL LENGTH... 670 ft.
 BEAM (WIDTH)... 94.5 ft.
 DRAFT... 23 ft.
 SUITES... 349
 GUESTS... 698
 CREW... 469 International
 GUEST DECKS... 9
 GROSS TONNAGE... 42,363
 CRUISING SPEED... 20 Knots
 SHIP'S REGISTRY... Bahamas



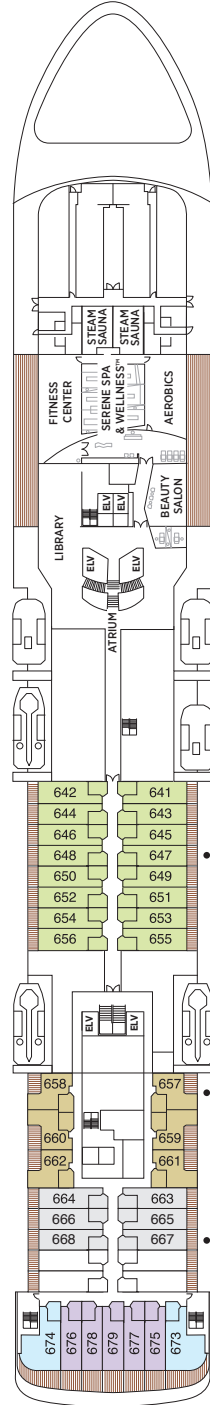
DECK 4

CARD & CONFERENCE ROOM
 THE CASINO
 COMPASS ROSE
 CONNOISSEUR CLUB
 CONSTELLATION THEATER (LOWER)
 VOYAGER LOUNGE



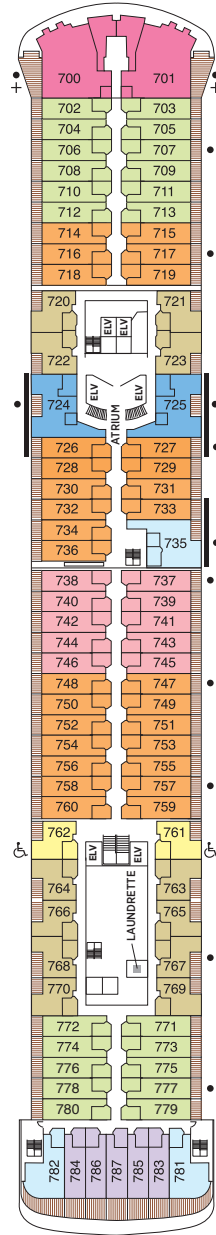
DECK 5

BOUTIQUE
 CHARTREUSE
 CLUB.COM
 COFFEE CONNECTION
 CONSTELLATION THEATER (UPPER)
 CRUISE SALES
 DESTINATION SERVICES
 HORIZON LOUNGE
 PRIME 7
 RECEPTION & CONCIERGE

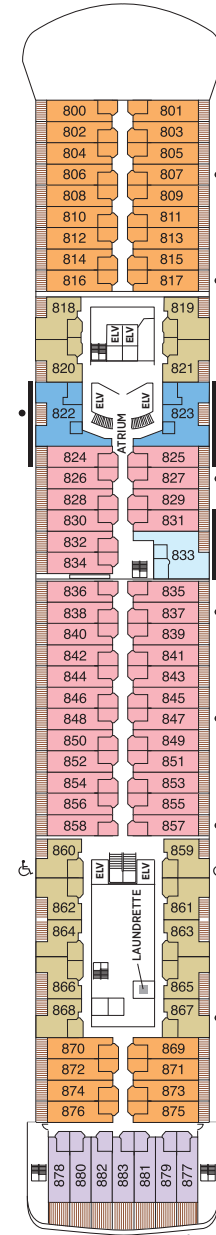


DECK 6

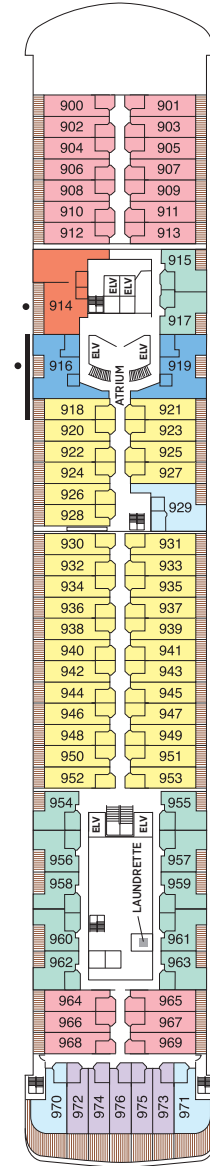
AEROBICS
 BEAUTY SALON
 FITNESS CENTER
 LIBRARY
 SERENE SPA & WELLNESS™



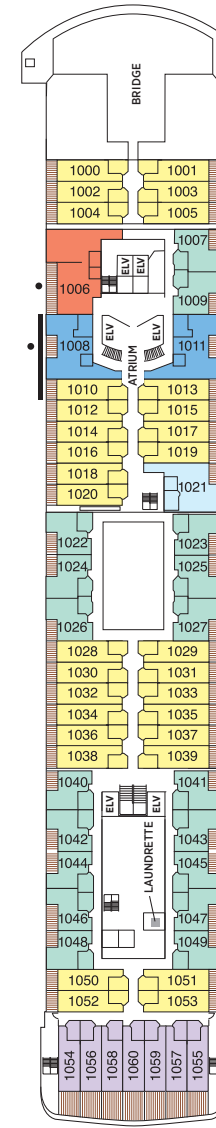
DECK 7



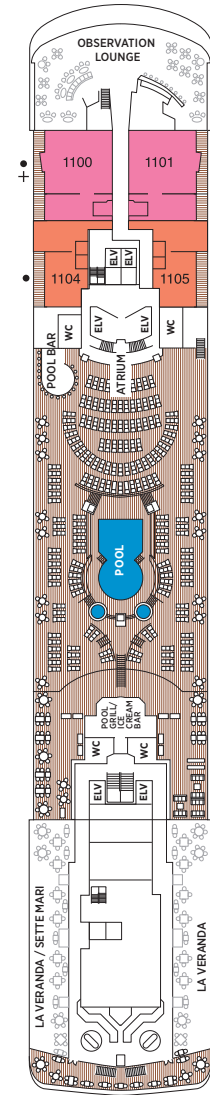
DECK 8



DECK 9

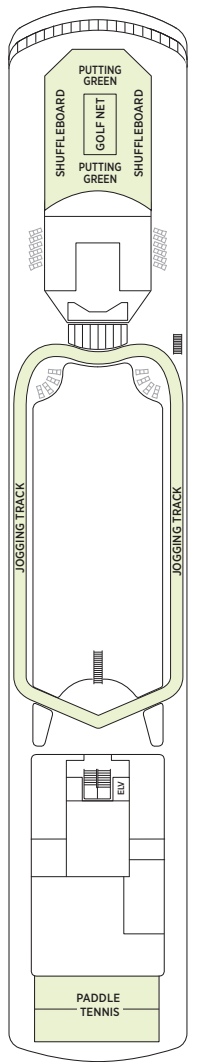


DECK 10



DECK 11

LA VERANDA
 OBSERVATION LOUNGE
 POOL BAR
 POOL DECK
 POOL GRILL
 ICE CREAM BAR
 SETTE MARI




DECK 12

GOLF NET
 JOGGING TRACK
 PADDLE TENNIS COURT
 PUTTING GREEN
 SHUFFLEBOARD
 SPORTS DECK

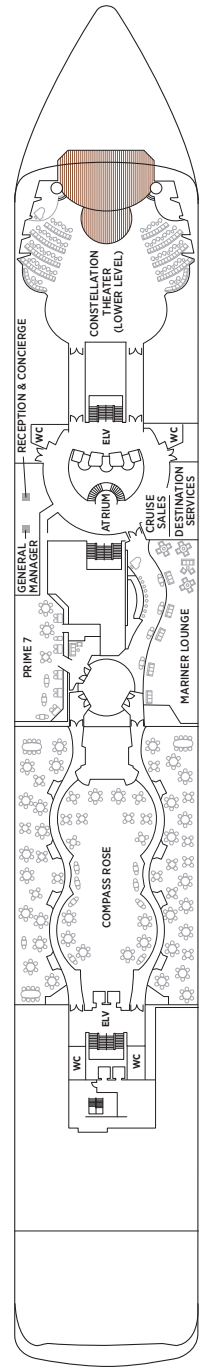
Seven Seas Mariner® DECK PLANS

- ★ Bathroom features a glass-enclosed shower instead of bathtub
- ✎ Wheelchair accessible suites 828, 829, 918, 919, 1012 and 1013 have shower stall instead of bathtub
- + 2-bedroom suite accommodates up to 6 guests (Up to one rollaway bed can be added to most suites, please inquire at time of booking)
- Convertible sofa bed

- MS MASTER SUITE
- GS GRAND SUITE
- MN MARINER SUITE
- SS SEVEN SEAS SUITE
- HS HORIZON VIEW SUITE
- A PENTHOUSE SUITE
- B PENTHOUSE SUITE
- C PENTHOUSE SUITE
- D CONCIERGE SUITE
- E CONCIERGE SUITE
- F DELUXE VERANDA SUITE
- G DELUXE VERANDA SUITE
- H DELUXE VERANDA SUITE

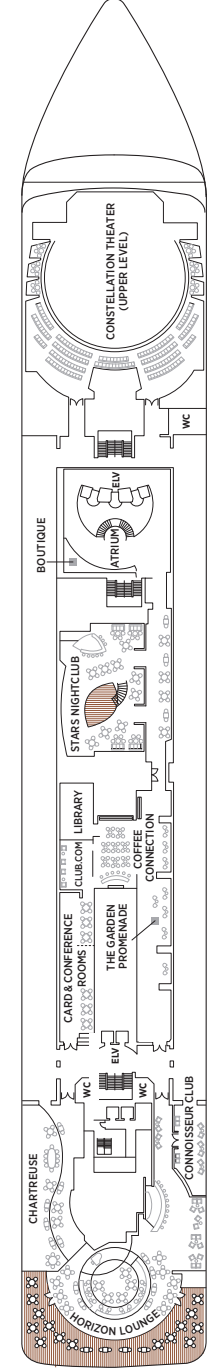


OVERALL LENGTH 709 ft.
 BEAM (WIDTH) 93 ft.
 DRAFT 21 ft.
 SUITES 348
 GUESTS 696
 CREW 467 International
 GUEST DECKS 8
 GROSS TONNAGE 48,075
 CRUISING SPEED 20 Knots
 SHIP'S REGISTRY Bahamas



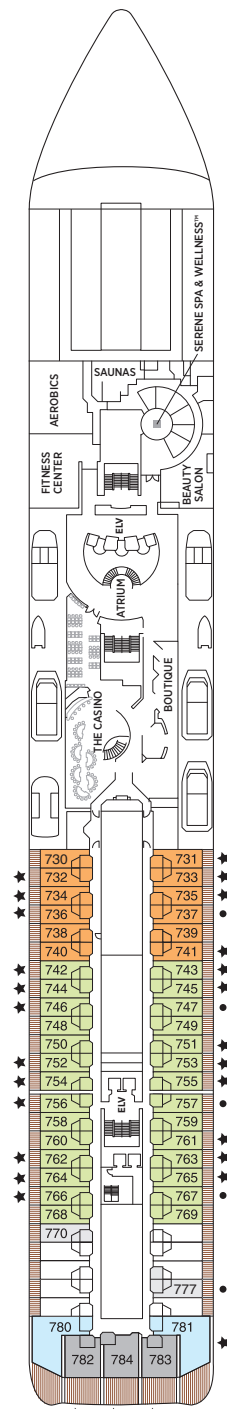
DECK 5

- COMPASS ROSE
- CONSTELLATION THEATER (LOWER)
- CRUISE SALES
- DESTINATION SERVICES
- MARINER LOUNGE
- PRIME 7
- RECEPTION & CONCIERGE



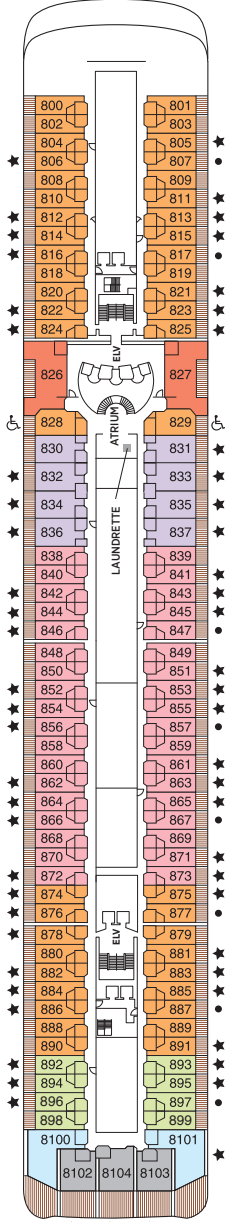
DECK 6

- BOUTIQUE
- CARD & CONFERENCE ROOMS
- CHARTREUSE
- COFFEE CONNECTION
- CONNOISSEUR CLUB
- CONSTELLATION THEATER (UPPER)
- THE GARDEN PROMENADE
- HORIZON LOUNGE
- LIBRARY / CLUB.COM
- STARS NIGHTCLUB

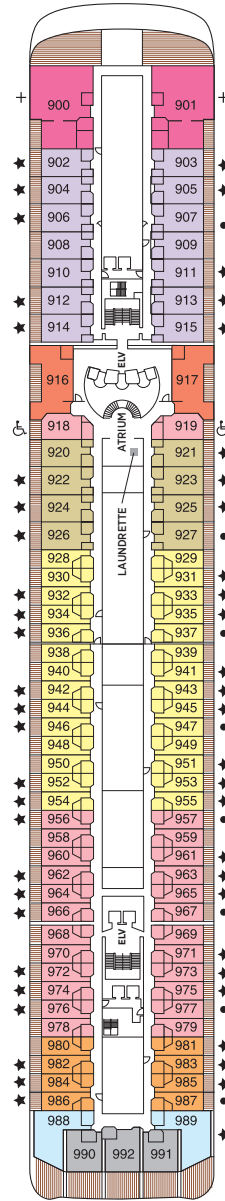


DECK 7

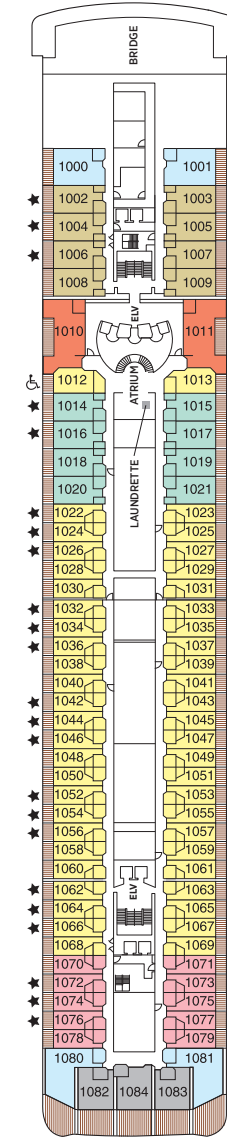
- AEROBICS
- BEAUTY SALON
- BOUTIQUE
- THE CASINO
- FITNESS CENTER
- SAUNAS
- SERENE SPA & WELLNESS™



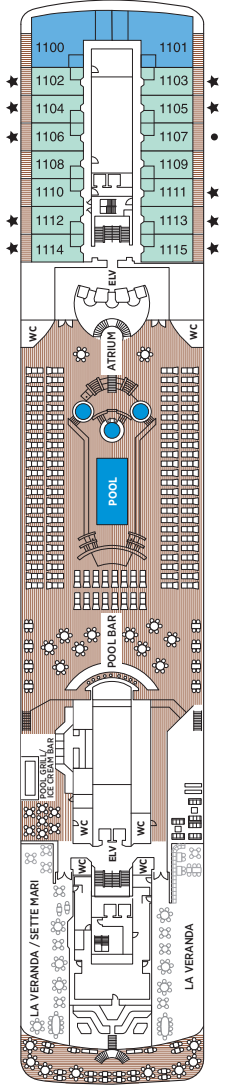
DECK 8



DECK 9

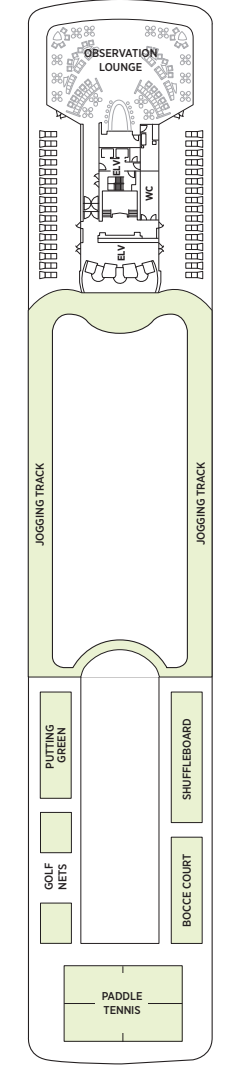


DECK 10



DECK 11

- LA VERANDA
- ICE CREAM BAR
- POOL BAR
- POOL DECK
- POOL GRILL
- SETTE MARI



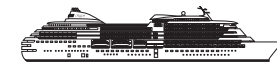
DECK 12

- BOCCIE COURT
- GOLF NETS
- JOGGING TRACK
- OBSERVATION LOUNGE
- PADDLE TENNIS COURT
- PUTTING GREEN
- SHUFFLEBOARD
- SPORTS DECK


Seven Seas Navigator® DECK PLANS

- Convertible sofa bed
 - ♿ Wheelchair accessible suites 832, 833, 928, and 929 have shower stall instead of bathtub
 - Connecting suites
- Up to one rollaway bed can be added to most suites, please inquire at time of booking.

- MS MASTER SUITE
- GS GRAND SUITE
- NS NAVIGATOR SUITE
- A PENTHOUSE SUITE
- B PENTHOUSE SUITE
- C PENTHOUSE SUITE
- D CONCIERGE SUITE
- E DELUXE VERANDA SUITE
- F DELUXE VERANDA SUITE
- G DELUXE WINDOW SUITE
- H DELUXE WINDOW SUITE

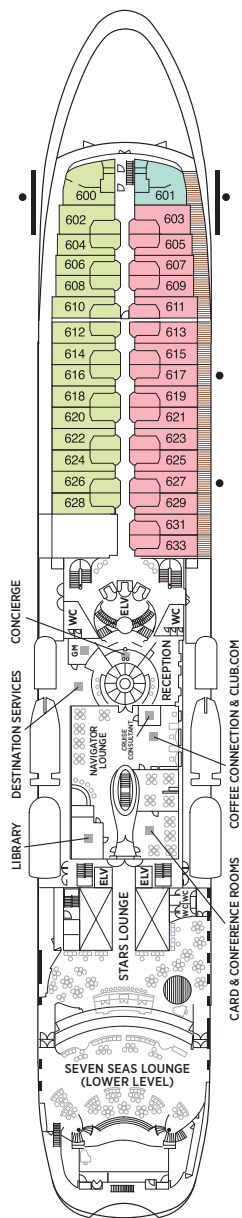


OVERALL LENGTH 566 ft.
 BEAM (WIDTH) 81 ft.
 DRAFT 24 ft.
 SUITES 248
 GUESTS 496
 CREW 378 International
 GUEST DECKS 8
 GROSS TONNAGE 28,803
 CRUISING SPEED 20 Knots
 SHIP'S REGISTRY Bahamas



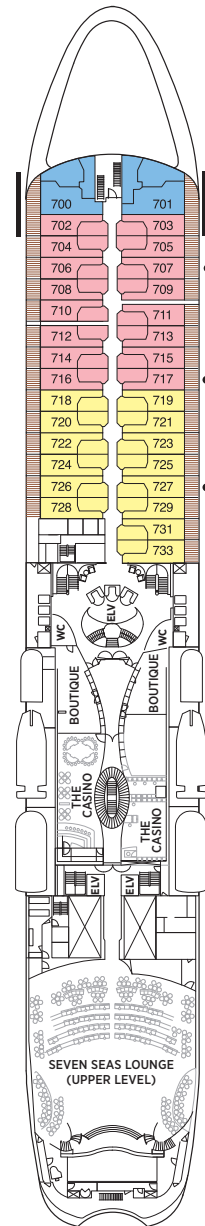
DECK 5

COMPASS ROSE



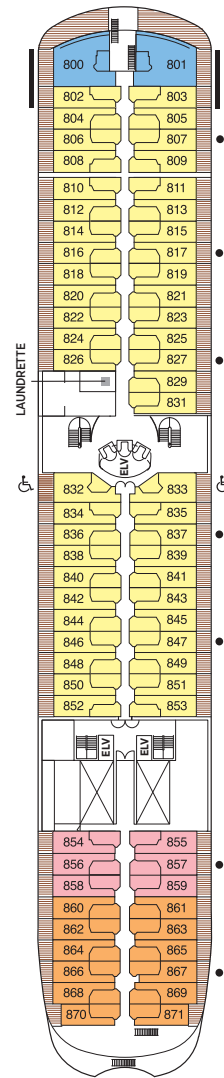
DECK 6

CARD & CONFERENCE ROOMS
 COFFEE CONNECTION / CLUB.COM
 CRUISE SALES
 DESTINATION SERVICES
 LIBRARY
 NAVIGATOR LOUNGE
 RECEPTION & CONCIERGE
 SEVEN SEAS LOUNGE (LOWER)
 STARS LOUNGE

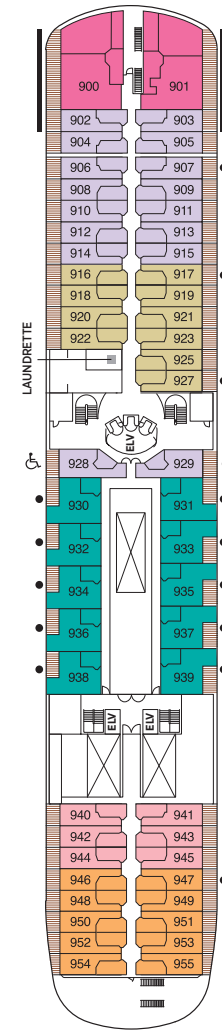


DECK 7

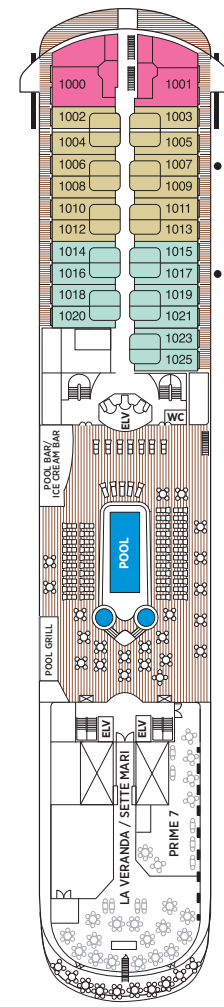
BOUTIQUE
 THE CASINO
 SEVEN SEAS LOUNGE (UPPER)



DECK 8

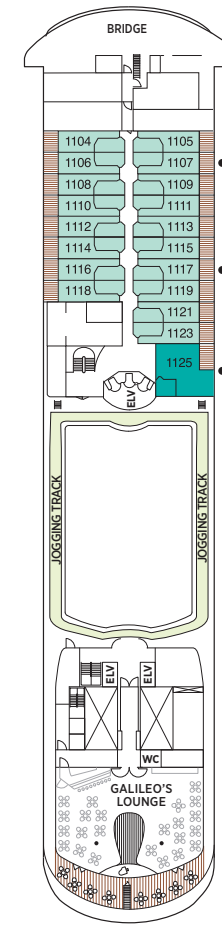


DECK 9



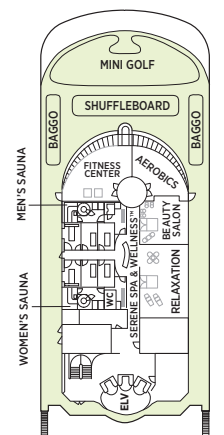
DECK 10

LA VERANDA
 POOL BAR
 POOL DECK
 POOL GRILL
 ICE CREAM BAR
 PRIME 7
 SETTE MARI



DECK 11

GALILEO'S LOUNGE
 JOGGING TRACK



DECK 12

AEROBICS
 BEAUTY SALON
 BOGGO
 FITNESS CENTER
 MINI GOLF
 SAUNAS
 SERENE SPA & WELLNESS™
 SHUFFLEBOARD